


1

BLOQUE MOTOR  
MOTOR BLOCK  
BLOQUE MOTEUR



# RM80




1

BLOQUE MOTOR  
MOTOR BLOCK  
BLOQUE MOTEUR



# PA125



2

REDUCTORA  
REDUCTOR  
REDUCTEUR



# RM80 & PA125



	REFERENCE	OLD MODEL	NEW MODEL
*	RP220	M8	* M6
*	RP222	Ø 8	* Ø 6
*	RP222A	Ø 8	* Ø 6
*	RP219	<del>For 17 mm. shaft</del>	* For 20 mm. shaft
	RP212	17 - 30 - 7	-
*	RP212N	-	20 - 30 - 6/7
	RP211	6000	-
	RP211N	-	6200
	RP210	6002 C3	-
*	RP210N	-	6204 C3

	REFERENCE	OLD MODEL	NEW MODEL
*	RP209	For 17 mm. shaft	-
	RP209B	-	For 20 mm. shaft
*	RP206	<del>Shaft 17 mm.</del>	Shaft 20 mm.
	RP204	6003	-
	RP204N1	-	6003
	RP204N2	-	6202
	RP217	Ø 90 mm.	-
	RP217N	-	Ø 96 mm.

<b>*</b>
<b>RP206EK</b>
<b>RP220 + RP222 + RP222A + RP219 + RP212N + RP210N + RP209 + RP206</b>
KIT ACTUALIZACION EJE Ø20 Ø20 SHAFT UPDATE KIT KIT ACTUALISATION AXE Ø20
PVP. 76,50 €

3

ESCAPE  
EXHAUST PIPE  
ECHAPPEMENT



RM80



3

ESCAPE  
EXHAUST PIPE  
ECHAPPEMENT



PA125

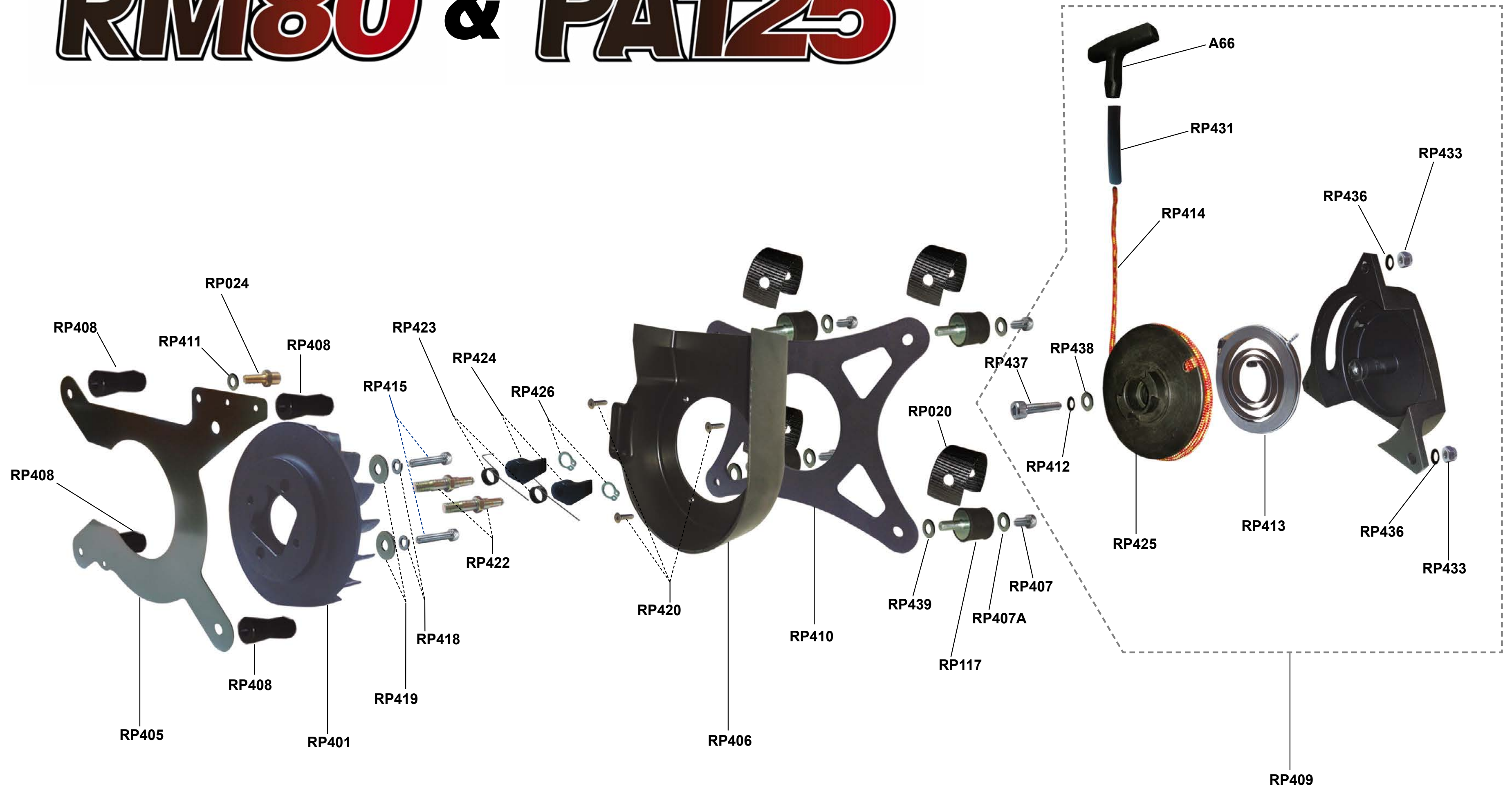


4

ARRANQUE  
STARTER  
DEMARREUR



# RM80 & PA125



5

ADMISION  
ADMISSION  
ADMISSION



# RM80 & PA125

